



Bona[®] Resilient



Enter a New Dimension in Floor Care

Introducing, the Bona Care Program, a unique, professional revitalising treatment program for all types of floors. From recoating systems for solid wood and parquet, to the repair and re-colouring of resilient surfaces, Bona's revolutionary floor service program provides simple, effective, floor care with performance. Safe and sustainable, with a fast process, the new Bona Care Program gives you the power to clean and revitalise floors with speed and simplicity. For increased performance, reduced downtime and outstanding results, welcome to a new dimension in floor care.

Certified Resilient Applicators

Look Floors is certified from Bona to train new applicators to do Resilient systems. The Trained & Certified Bona Resilient Applicators, follow the correct process to achieve your new hygienically enhanced, hard wearing, eco-friendly floor finish that, if treated correctly will give you years of hassle-free performance. Look Floors work very closely with the Bona Certified Applicators to ensure projects run as seamlessly as possible.

The basis of the system below:

- Step 1: Polish Removal
- Step 2: Key Surfaces
- Step 3: Neutralise
- Step 4: Bona Resilient Application
- Step 5: Job Done...Enjoy your new, easy care flooring.



REDUCE DOWNTIME

Keep your facility in-use and reduce downtime for rooms by more than 50% compared to floor replacement and traditional polish methods.



NO OFFENDING ODOR

All Bona Commercial System products are low VOC and low odor to be mindful of the occupancy of your facility.



SUSTAINABILITY

A core value at Bona and one that we know is key to your facility.
 Never strip or polish floors again
 Reduce what goes to landfill
 A safe sustainable product



LONGEVITY

Keep your floors looking great and in service longer than expected! The Bona Commercial System™ flooring solutions allow you to transform current floors and keep them looking great with low-maintenance for years to come!

Warranties

Look Floors will tailor a warranty schedule based on your specific requirements.



COLOURS & DESIGN



INCREASED DURABILITY



PEACE OF MIND

Emissions Calculated

With only the handful of jobs noted within the report, aside from the impressive emissions savings, Look Floors estimate that approximately 1.4 cubic meters* of unnecessary landfill has been saved from being dumped.”

Bona carbon footprint calculator - resilient floors

TYPE OF FLOOR	CO ₂ SAVINGS (kg) per sqm	FILL IN YOUR FLOOR M ² BELOW (square meter)	CO ₂ SAVINGS (kg) per entire floor
RESILIENT	10.26	263	2698.38

Your CO₂ savings
2698.38

Bona energy savings calculator - resilient floors

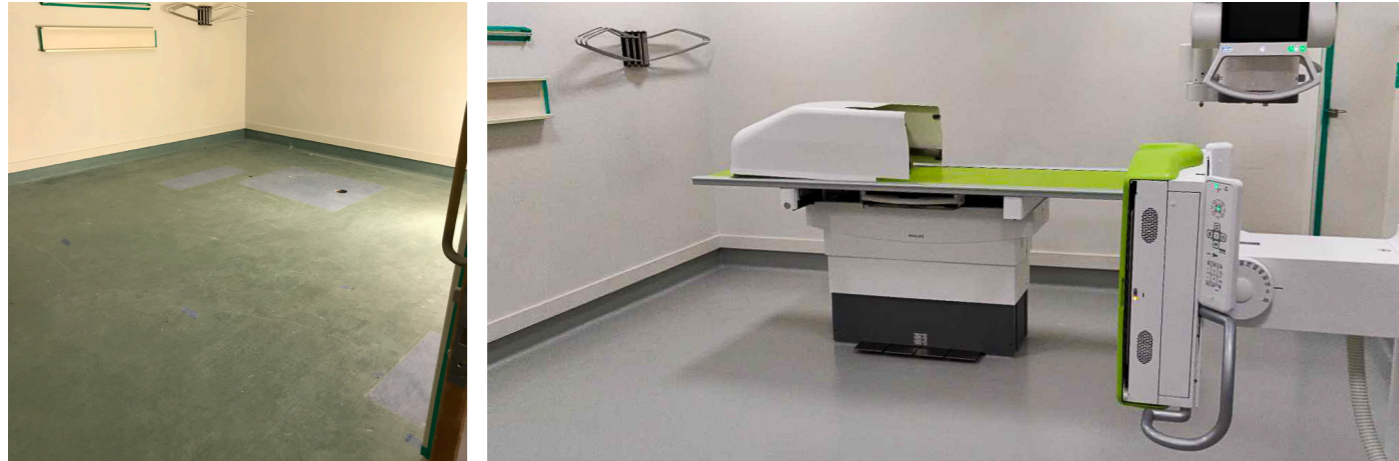
TYPE OF FLOOR	ENERGY SAVINGS (MJ) per sqm	FILL IN YOUR FLOOR M ² BELOW (square meter)	ENERGY SAVINGS (MJ) per entire floor
RESILIENT	180	263	47340

Your energy savings (MJ)
47340


*This is based off an approximate of each job excluding the Dunedin Showroom project as that was a new install. The Bona Emissions calculation was obtained using the Bona Emissions calculator.

Bona Resilient - Case Study

Middlemore Hospital: X-Ray Room



Bona Resilient system was specified by Look Floors to renovate this floor. Look Floors took the opportunity to demonstrate how quick and efficiently they could transform a worn vinyl floor into a floor which looks brand new, and at the same time seal the surface against micro-organisms.



The full process from cleaning, to repairing and preparing the floor for four coats was 16 hours. There was no dust, no overpowering odours and no uplifting of vinyl. Bona Resilient provided a solution that was easier, more efficient, reduced downtime and a healthier more sustainable solution overall.

The resulting floor finish looks refreshed, revived and completely seamless to produce a floor of the highest level of hygiene standards adhered to by the rules of The Technical Rules or Biological Agents (TRBA), which was crucial for the hospital floor.

Project Management: Look Floors

Project size: 25m²

Contractor: Top Surfaces Ltd

Equipment used: Bona Powerscrubber, Bona Flexisand, Bona Diamond Disc Abrasive, Bona Roller

Product used: Bona PowerRemove R, Bona Pure Colour (2 coats), Bona Pure Extra Matt (2 coats), Bona Clean R50

Maintenance: No use of polishes, toxic polish removers, or buffing. We recommend the Bona spray mop or neutral cleaners to extend the longevity of the floor. Extend your warranties with a maintenance coat every 3 -5 years depending on traffic type.



Bona Resilient - Case Study

Gisborne Hospital



Gisborne Hospital faced the dilemma of needing to repair the floor in their Emergency Department without closing down the department or creating excessive noise or dust.

Two cubicles were due for renovation and Bona Resilient was the perfect solution, as the installation could safely be carried out while the ward was still open to patients. The new floor provides a hygienic, durable surface suitable for urgent care facilities. Working from 7am to 3pm, the floor was ready for full use by 9am the following day.



Project Specified: Look Floors

Contractor: Modo Flooring

Project size: 25m²

Equipment used: Bona Powerscrubber, Bona Flexisand, Bona Diamond Disc Abrasive, Bona Roller

Product used: Bona PU Filler, Bona PowerRemove R, Bona Pure Colour (2 coats), Bona Pure Matt (2 coats)

Maintenance: No use of polishes, toxic polish removers, or buffing. We recommend the Bona spray mop or neutral cleaners to extend the longevity of the floor. Extend your warranties with a maintenance coat every 3 -5 years depending on traffic type.



Bona Resilient - Case Study

Mitre 10 Ashburton: Bathrooms



The old, worn floors in the bathroom of Mitre 10 Ashburton were well overdue for some repairs. Mitre 10 are socially, environmental, economically conscious and strive to make a positive contribution to their communities. Being a large, busy store however meant there was never a good time to close down the toilet block for an extended period to replace the vinyl flooring.



Understanding the constraints, Peter Herron Flooring presented an option - Bona Resilient - which meant the bathrooms didn't need to be closed for longer than two days. The worn floor was repaired, stripped, and coated with Bona Pure Colour and Bona Pure, all within 1.5 days.

In addition, the new, durable, easy-clean surface meant the floor required minimal maintenance and wouldn't need renovating again anytime soon. The surface was ideal for the bathroom, and the seamless surface prevents bacteria from building up.

Project size: 25m²

Contractor: Peter Herron Flooring

Equipment used: Bona Powerscrubber, Bona Flexisand, Bona Diamond Disc Abrasive, Bona Roller

Product used: Bona PowerRemove R, Bona Pure Colour (2 coats), Bona Pure Extra Matt (2 coats), Bona Creative Chips

Maintenance: No use of polishes, toxic polish removers, or buffing. We recommend the Bona spray mop or neutral cleaners to extend the longevity of the floor. Extend your warranties with a maintenance coat every 3 -5 years depending on traffic type.



Bona Resilient - Case Study

Palmerston North Funeral Home



The compressed rubber flooring at this funeral home had become dated, and the customer wanted a colour refresh - but without the expense of replacing the entire floor, and adding to our environmental problem. Bona Resilient offered a practical and economical solution which the customer was very impressed with.



The old rubber flooring had been regularly polished over the years, and the Bonanet Alox was used on the Bona Flexisand to strip away this polish.

The floor was then re-coated with Bona Pure Colour in a neutral dark grey, and sprinkled with Bona Creative Chips for a low-maintenance design. Two coats of Bona Pure Matt were applied on day two, and the floor was ready for full traffic again the day after.

Project size: 50m²

Contractor: Rangitikei Floorings Ltd

Equipment used: Bona Powerscrubber, Bona Flexisand, Bona Diamond Disc Abrasive, Bona Roller, Bonanet Alox

Product used: Bona PowerRemove R, Bona Linoprime, Bona Pure Colour (2 coats), Bona Pure Matt (2 coats), Bona Creative Chips

Maintenance: No use of polishes, toxic polish removers, or buffing. We recommend the Bona spray mop or neutral cleaners to extend the longevity of the floor. Extend your warranties with a maintenance coat every 3 -5 years depending on traffic type.



This project was warranted by Look Floors and completed by a certified applicator.

Bona Resilient - Case Study

ACG Strathallan School Bathrooms



The ACG Strathallan School is surrounded by water which can affect substrates. It was important to the school to use an environmentally friendly product solution for their school bathroom's. The bathroom's floors were damaged, dirty, and in need of a refresh. With over 800 students, they required a flooring solution which was durable, low maintenance, and fast to install.



Project size: 100m²

Contractor: Mondo Tiling

Equipment used: Bona Powerscrubber, Bona Flexisand, Bona Diamond Disc Abrasive, Bona Roller

Product used: Bona PowerRemove R, Bona Pure Colour (2 coats), Bona Pure Extra Matt (2 coats), Bona Clean R50.

Maintenance: No use of polishes, toxic polish removers, or buffing. We recommend the Bona spray mop or neutral cleaners to extend the longevity of the floor. Extend your warranties with a maintenance coat every 3 -5 years depending on traffic type.

Instead of grinding off the old epoxy flooring, re-levelling the surface, and laying vinyl, they opted to use Bona Resilient. Bona Pure surface is ideal for school bathrooms and other school spaces as it, minimises falls or injuries to children when floors become wet.



ACG Strathallan School bathroom's



Unlike seams in vinyl (weld rod) which allows the harbouring of bacteria, there are no seams with Resilient floors, resulting in the highest hygiene standards, which provides a safer and healthier environment.

Two bathrooms were completed in under two days, and the floors were reopened by the end of the second day. Two more bathrooms were completed the next day with Bona Resilient the same week.



Bona Resilient - Case Study

Look Floors Tauranga



Project size: 10m²

Installed by: Kane Ireland, Look Floors

Equipment used: Bona Powerscrubber, Bona Flexisand, Bona Diamond Disc Abrasive, Bona Roller

Product used: Bona PU Filler, Bona Remove R, Bona Pure Colour, Bona Pure Extra Matt (2 coats), Bona Creative Chips


Maintenance: No use of polishes, toxic polish removers, or buffing. We recommend the Bona spray mop or neutral cleaners to extend the longevity of the floor. Extend your warranties with a maintenance coat every 3 -5 years depending on traffic type.




When Look Floors moved into the new Tauranga building, they knew they had to do something about the damaged kitchen floors, at the same time as showcasing the possibilities of Bona Resilient.

Repairs were done with Bona PU Filler and the old floor stripped with Bona Remove R, and the Bona Flexisand with diamond abrasives. The tiled pattern was prepared with Painters Low Tack tape, over which one coat of Bona Pure Colour was applied and sprinkled with Creative Chips. The tape was removed before applying two coats of Bona Pure to seal the surface.

The whole project was completed in under a day, meaning renovations to the rest of the building were not held up. To maintain the floor we recommend the Bona spray mop.




Look Floors Dunedin



Project size: 120m². Dunedin Local retailers supplied the floor coverings Look Floors created the specification that demonstrated the versatility of the Bona Resilient system. All floor coverings were supplied by Look Floors and installed by Kane Ireland. Pirelli tiles, LVT tiles, hot pressed tiles, vinyl sheet, and concrete to create the final seamless floor using the Bona Resilient system.

Installing over so many different finishes wasn't an issue with the Bona Resilient System, which used Bona Pure Colour in various shades to create designs, as well as Bona Creative Chips. Two coats of Bona Pure Matt was applied over the resilient floor areas, and two coats of Bonafide on the concrete areas. To maintain the floor we recommend the Bona spray mop.



Dunedin local retailers supplied the floor coverings as seen above. Come see the showroom for yourself: 49 Otaki Street.

Bay Radiology



Project size: 28m². Coast Flooring NZ took half a day to complete this project in Bay Radiology's x-ray room. The floor needed some minor repairs as well as a refresh, and the Bona Resilient system offered an easy-to-clean, seamless surface suitable for the room as it has strict hygiene requirements.

Two coats of Bona Pure Matt were applied, ensuring the original look of the floor was preserved and there was no noise, dust, odours or wastage was created from this system. Bona Pure Matt creates a tough wear layer and prevents bacteria build up. To maintain the floor we recommend the Bona spray mop. No need to polish or buff. This system will half your maintenance costs.





Reduce Waste & Pollutants

Reduce Noise & Dust
Environmentally Friendly



OVER 90%
CO₂ SAVINGS



Reduce Maintenance Costs
No Polishing, No Buffing

Re-Coat ~ Re-Design
Renew



Want to know more?

Contact Us:

info@islimport.com

+61 420 559 578

